

Scaled data based on original data using  
LM-79-08 Approved Method: Electrical and Photometric Measurements of Solid-  
State Lighting Products

Test Report Prepared for  
Cooper Lighting Solutions  
(formerly Eaton)

Brand: McGRAW-EDISON

Report Number: P227443

Luminaire Tested: **ISW-AF-600-LED-E1-RW-7050**

Issue Date: 3/3/2020

**Test Information**

Test Method: LM-79-08  
Report Number: P227443  
TEST IS SCALED FROM IESNA LM-79-08 TEST DATA (P29767)  
Test Lab: INNOVATION CENTER-P2  
Issue Date: 3/3/2020  
Manufacturer: COOPER LIGHTING SOLUTIONS (FORMERLY EATON)  
Product Line: MCGRAW-EDISON  
Catalog Number: ISW-AF-600-LED-E1-RW-7050  
Description: IMPACT ELITE LED WEDGE LUMINAIRE  
LIGHT SQUARE WITH ACCULED OPTICS-RECTANGULAR WIDE TYPE I  
Light Source: (16) 5000K CCT, 70 CRI LEDs  
Ballast/Driver: ELECTRONIC DRIVER

**Summary**

Lumens per Lamp: N/A  
Luminaire Lumens: 4037.4 lumens  
Efficiency: N/A  
Efficacy: 119.8 lumens/watt  
Luminous Opening: Rectangular (W 0.5' x L: 0.5' x H: 0')  
IES Classification: Type II - Medium - Cutoff  
BUG Rating: B2 - U1 - G2

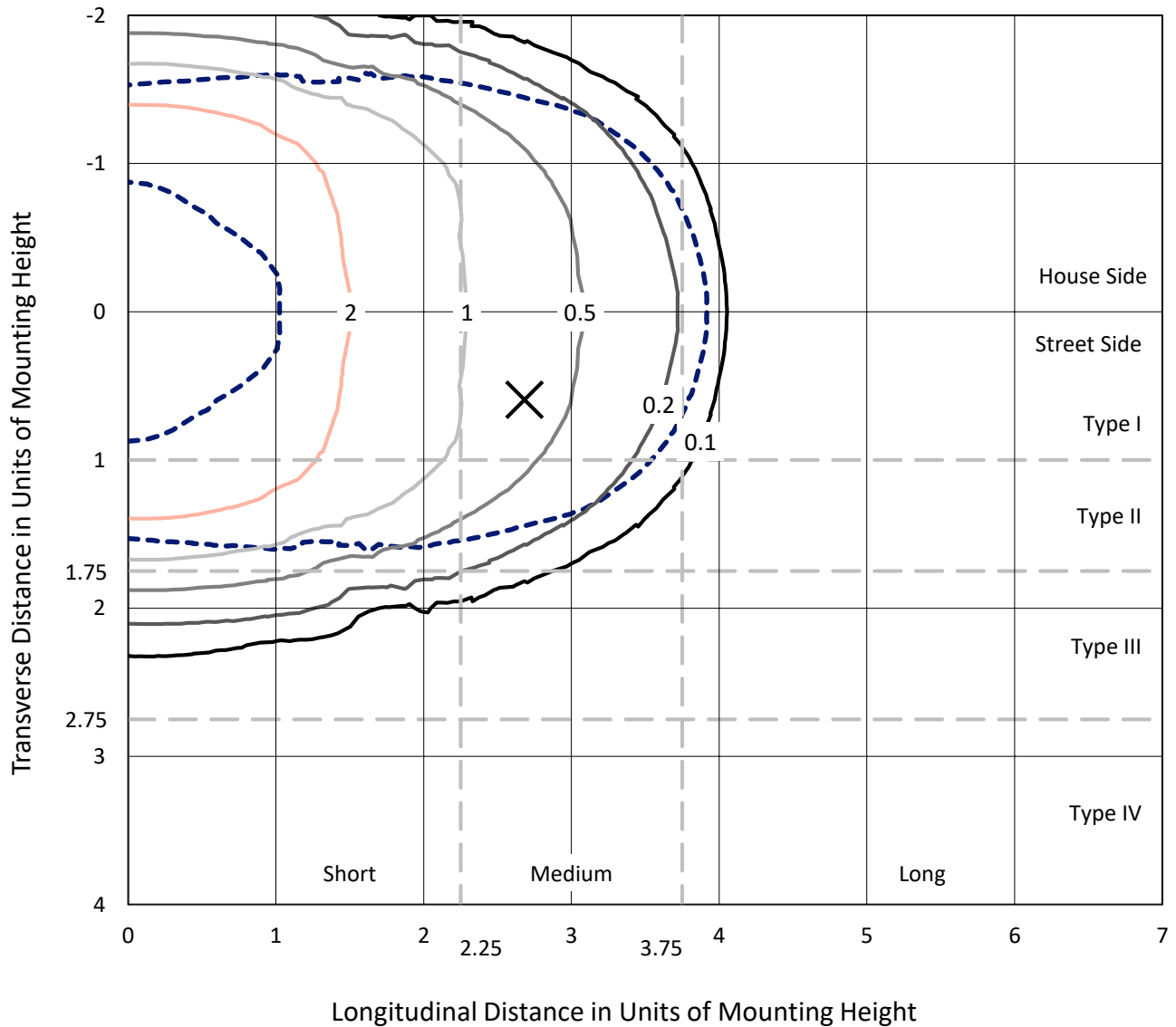
Input Watts (W): 33.7  
Input Voltage (V): 120  
Input Current (Ain): NR  
Voltage Rise (V): NR  
Power Factor: NR  
Total Harmonic Distortion (THDi): NR  
Frequency (hertz): 60  
Stabilization Time: NR  
Operation Time: NR  
Ambient Temperature (°C): NR  
Test Distance: 25 FT



REPORT NUMBER: P227443  
 CATALOG NUMBER: ISW-AF-600-LED-E1-RW-7050

### Iso-Footcandle Lines of Horizontal Illumination

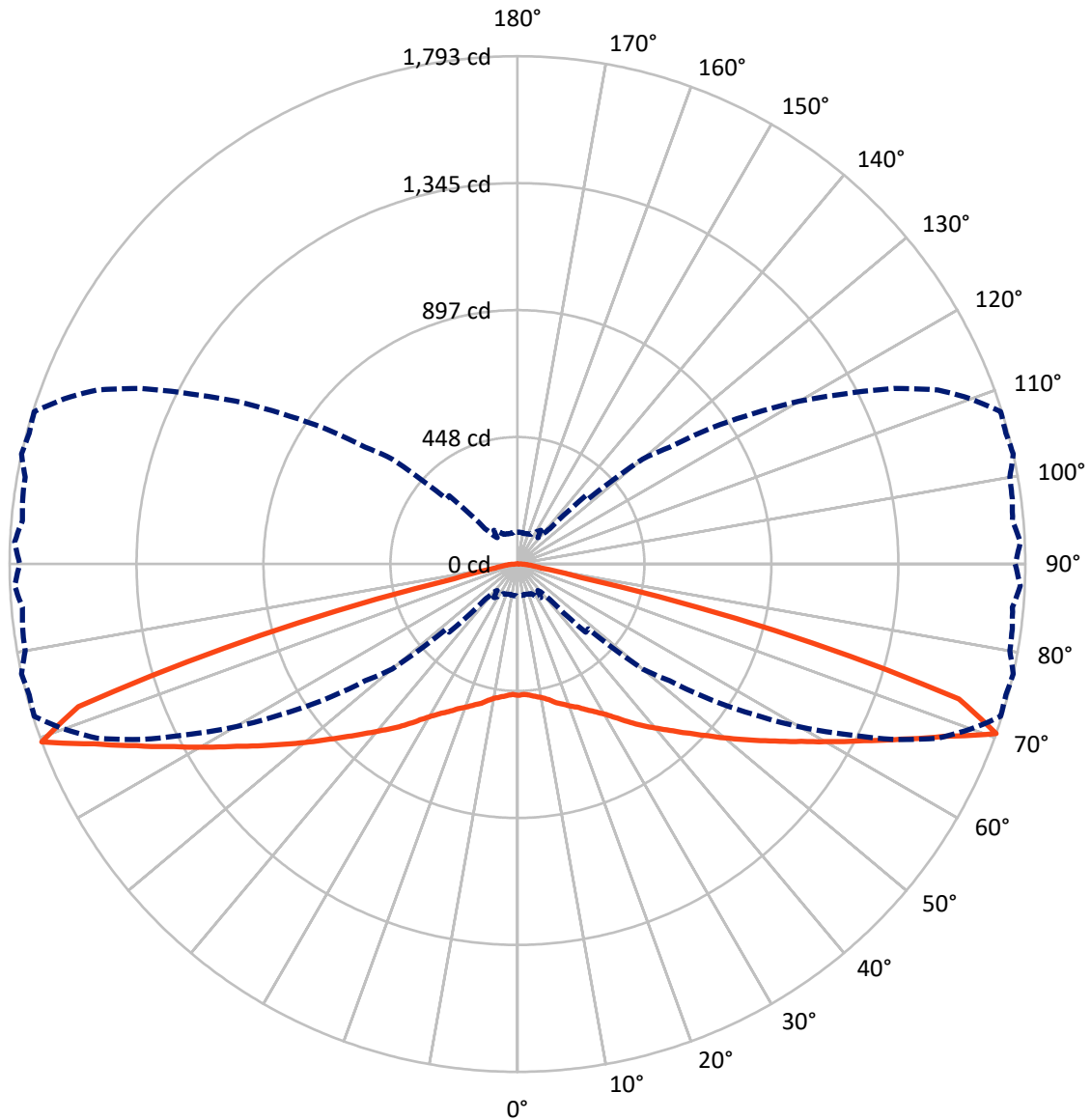
× Max cd  
 - - - 1/2 Max cd



Based on 10 foot mounting height. Maximum calculated value = 4.8 fc  
 Type II - Medium - Cutoff

REPORT NUMBER: P227443  
CATALOG NUMBER: ISW-AF-600-LED-E1-RW-7050

### Luminous Intensity Polar Plot



— Vertical Plane Through 77.5-Deg Lateral    - - - Horizontal Cone Through 70-Deg Vertical

REPORT NUMBER: P227443

CATALOG NUMBER: ISW-AF-600-LED-E1-RW-7050

**FLUX DISTRIBUTION:**

		Downward	Upward	Total
<b>House Side</b>	Lumens	2018.4	0.3	2018.7
	% Fixture	50.0	0.0	50.0
<b>Street Side</b>	Lumens	2018.4	0.3	2018.7
	% Fixture	50.0	0.0	50.0
<b>Total</b>	Lumens	4036.8	0.6	4037.4
	% Fixture	100.0	0.0	100.0

**Coefficient of Utilization**

**ZONAL LUMENS:**

Zone	Lumens	% Fixture
0°-10°	44.8	1.1
10°-20°	140.2	3.5
20°-30°	263.1	6.5
30°-40°	459.8	11.4
40°-50°	749.6	18.6
50°-60°	1025.8	25.4
60°-70°	943.6	23.4
70°-80°	368.8	9.1
80°-90°	41.1	1.0
90°-100°	0.6	0.0
100°-110°	0.0	0.0
110°-120°	0.0	0.0
120°-130°	0.0	0.0
130°-140°	0.0	0.0
140°-150°	0.0	0.0
150°-160°	0.0	0.0
160°-170°	0.0	0.0
170°-180°	0.0	0.0
0°-90°	4036.8	100.0
0°-180°	4037.4	100.0



REPORT NUMBER: P227443

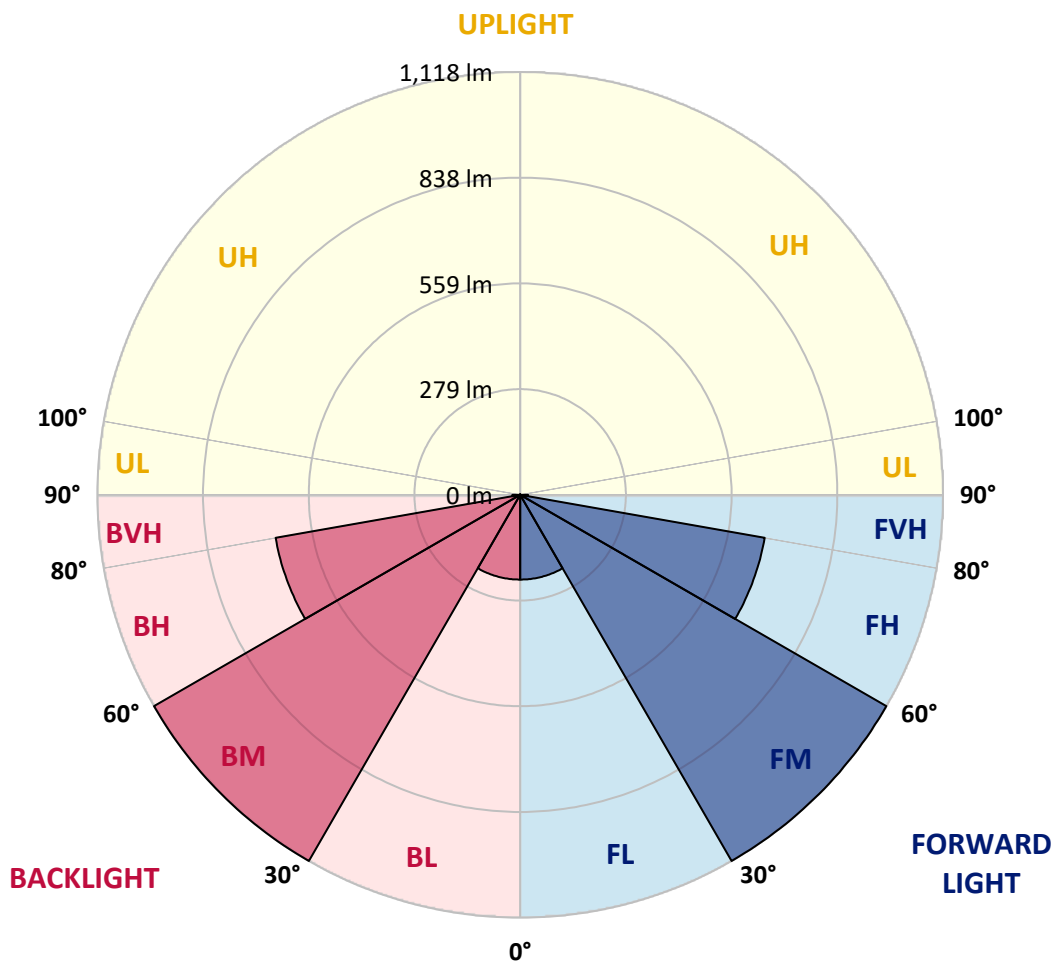
CATALOG NUMBER: ISW-AF-600-LED-E1-RW-7050

**LUMINAIRE CLASSIFICATION SYSTEM LUMEN TABLE AND BUG RATING:**

Zone	Lumens	% Fixture	Zone Rating/Lumen Limit		
			B	U	G
FL (0°-30°)	224.1	5.5			
FM (30°-60°)	1117.6	27.7			
FH (60°-80°)	656.2	16.3			G0/660
FVH (80°-90°)	20.5	0.5			G1/100
BL (0°-30°)	224.1	5.5	B1/500		
BM (30°-60°)	1117.6	27.7	B2/2500		
BH (60°-80°)	656.2	16.3	B2/1000		G2/1000
BVH (80°-90°)	20.5	0.5			G1/100
UL (90°-100°)	0.6	0.0		U1/10	
UH (100°-180°)	0.3	0.0		U1/10	

**BUG Rating: B2-U1-G2**

Type II Medium





REPORT NUMBER: P227443

CATALOG NUMBER: ISW-AF-600-LED-E1-RW-7050

**CANDELA DISTRIBUTION (FULL):**

	0°	5°	15°	25°	35°	37.5°	40°	42.5°	45°	47.5°	50°
0°	463.8	463.8	463.8	463.8	463.8	463.8	463.8	463.8	463.8	463.8	463.8
2.5°	462.0	461.4	461.4	462.0	463.2	463.8	462.6	463.2	463.2	462.6	464.4
5°	463.2	462.6	463.2	464.4	466.2	468.0	467.4	467.4	468.0	466.8	469.7
7.5°	462.0	461.4	462.6	465.6	469.7	472.1	472.1	472.1	473.3	472.7	476.3
10°	456.7	456.1	459.0	464.4	472.1	473.9	475.7	476.3	479.8	479.8	483.4
12.5°	451.9	452.5	456.7	465.0	477.5	478.0	480.4	482.8	487.5	485.2	491.7
15°	453.7	454.9	460.2	470.3	487.0	486.4	488.1	490.5	498.2	492.9	503.6
17.5°	462.6	464.4	470.3	482.2	499.4	496.5	498.8	502.4	512.5	506.0	518.4
20°	476.9	479.2	485.8	498.8	514.9	511.9	514.3	518.4	530.3	523.8	536.2
22.5°	495.9	498.2	505.4	520.2	537.4	533.9	536.2	539.8	552.9	542.8	558.2
25°	521.4	523.8	531.5	546.9	566.5	562.4	563.6	565.9	579.6	567.7	582.6
27.5°	557.0	559.4	565.9	580.8	599.8	596.2	597.4	599.8	614.0	602.2	615.2
30°	602.2	604.5	610.5	625.3	641.4	637.2	639.0	640.8	653.8	641.9	652.6
32.5°	655.6	655.0	663.9	679.4	693.6	685.9	685.9	685.9	698.4	686.5	694.8
35°	718.6	718.6	727.5	742.3	755.4	746.5	742.3	739.9	753.6	738.7	744.7
37.5°	787.4	784.5	798.1	811.8	824.3	813.0	809.4	806.4	816.5	799.9	802.9
40°	860.5	858.1	873.0	888.4	896.7	881.9	878.9	875.3	886.0	870.0	869.4
42.5°	927.0	925.2	944.2	962.0	972.1	953.1	949.0	945.4	957.3	941.2	937.7
45°	983.4	982.8	1004.8	1029.1	1046.9	1026.8	1023.8	1017.9	1029.7	1010.1	1008.3
47.5°	1027.4	1025.0	1051.7	1087.3	1115.8	1095.1	1094.5	1090.3	1102.8	1081.4	1079.0
50°	1057.0	1058.8	1087.9	1129.5	1175.8	1156.2	1158.0	1156.2	1174.6	1153.2	1156.2
52.5°	1062.4	1066.0	1103.4	1158.0	1222.7	1199.0	1212.6	1218.0	1241.1	1222.7	1228.7
55°	998.8	1008.9	1066.0	1161.0	1251.8	1237.0	1254.2	1269.6	1302.3	1286.9	1297.6
57.5°	856.9	877.7	943.6	1081.4	1248.3	1256.6	1291.6	1315.4	1355.2	1341.5	1366.4
60°	662.1	676.4	749.4	910.4	1134.2	1145.5	1209.1	1284.5	1375.9	1394.9	1434.1
62.5°	433.5	441.8	513.1	676.4	937.7	941.2	1020.2	1118.2	1276.8	1318.3	1428.2
65°	215.0	226.3	264.3	389.6	656.8	652.0	738.7	853.4	1058.8	1104.6	1283.3
67.5°	134.2	136.0	143.7	180.5	329.0	292.2	363.4	483.4	732.2	773.2	1000.0
70°	112.8	112.2	110.5	115.8	144.9	117.6	130.1	169.8	340.9	339.1	576.6
72.5°	103.9	102.1	97.4	96.8	101.0	92.6	93.8	96.2	136.6	114.6	222.1
75°	95.6	92.0	86.1	84.3	84.3	77.8	77.8	78.4	88.5	83.1	101.0
77.5°	85.5	81.4	75.4	73.0	70.7	63.5	62.9	63.5	71.3	66.5	75.4
80°	73.6	69.5	65.3	61.8	58.2	51.7	49.9	49.9	56.4	51.7	58.8
82.5°	64.1	58.8	57.6	51.7	46.3	40.4	38.6	35.6	41.6	36.2	43.9
85°	47.5	43.4	54.6	45.7	36.8	32.7	26.1	22.0	26.1	21.4	27.9
87.5°	27.3	25.5	48.1	36.2	32.7	35.0	21.4	15.4	14.8	13.1	15.4
90°	5.3	5.9	7.7	5.3	7.1	3.6	1.8	1.8	3.6	2.4	4.2
92.5°	0.0	0.0	0.0	0.0	0.0	0.0	0.0	0.0	0.0	0.0	0.0
95°	0.0	0.0	0.0	0.0	0.0	0.0	0.0	0.0	0.0	0.0	0.0
97.5°	0.0	0.0	0.0	0.0	0.0	0.0	0.0	0.0	0.0	0.0	0.0
100°	0.0	0.0	0.0	0.0	0.0	0.0	0.0	0.0	0.0	0.0	0.0
102.5°	0.0	0.0	0.0	0.0	0.0	0.0	0.0	0.0	0.0	0.0	0.0
105°	0.0	0.0	0.0	0.0	0.0	0.0	0.0	0.0	0.0	0.0	0.0
107.5°	0.0	0.0	0.0	0.0	0.0	0.0	0.0	0.0	0.0	0.0	0.0
110°	0.0	0.0	0.0	0.0	0.0	0.0	0.0	0.0	0.0	0.0	0.0



REPORT NUMBER: P227443

CATALOG NUMBER: ISW-AF-600-LED-E1-RW-7050

**CANDELA DISTRIBUTION (continued):**

	0°	5°	15°	25°	35°	37.5°	40°	42.5°	45°	47.5°	50°
112.5°	0.0	0.0	0.0	0.0	0.0	0.0	0.0	0.0	0.0	0.0	0.0
115°	0.0	0.0	0.0	0.0	0.0	0.0	0.0	0.0	0.0	0.0	0.0
117.5°	0.0	0.0	0.0	0.0	0.0	0.0	0.0	0.0	0.0	0.0	0.0
120°	0.0	0.0	0.0	0.0	0.0	0.0	0.0	0.0	0.0	0.0	0.0
122.5°	0.0	0.0	0.0	0.0	0.0	0.0	0.0	0.0	0.0	0.0	0.0
125°	0.0	0.0	0.0	0.0	0.0	0.0	0.0	0.0	0.0	0.0	0.0
127.5°	0.0	0.0	0.0	0.0	0.0	0.0	0.0	0.0	0.0	0.0	0.0
130°	0.0	0.0	0.0	0.0	0.0	0.0	0.0	0.0	0.0	0.0	0.0
132.5°	0.0	0.0	0.0	0.0	0.0	0.0	0.0	0.0	0.0	0.0	0.0
135°	0.0	0.0	0.0	0.0	0.0	0.0	0.0	0.0	0.0	0.0	0.0
137.5°	0.0	0.0	0.0	0.0	0.0	0.0	0.0	0.0	0.0	0.0	0.0
140°	0.0	0.0	0.0	0.0	0.0	0.0	0.0	0.0	0.0	0.0	0.0
142.5°	0.0	0.0	0.0	0.0	0.0	0.0	0.0	0.0	0.0	0.0	0.0
145°	0.0	0.0	0.0	0.0	0.0	0.0	0.0	0.0	0.0	0.0	0.0
147.5°	0.0	0.0	0.0	0.0	0.0	0.0	0.0	0.0	0.0	0.0	0.0
150°	0.0	0.0	0.0	0.0	0.0	0.0	0.0	0.0	0.0	0.0	0.0
152.5°	0.0	0.0	0.0	0.0	0.0	0.0	0.0	0.0	0.0	0.0	0.0
155°	0.0	0.0	0.0	0.0	0.0	0.0	0.0	0.0	0.0	0.0	0.0
157.5°	0.0	0.0	0.0	0.0	0.0	0.0	0.0	0.0	0.0	0.0	0.0
160°	0.0	0.0	0.0	0.0	0.0	0.0	0.0	0.0	0.0	0.0	0.0
162.5°	0.0	0.0	0.0	0.0	0.0	0.0	0.0	0.0	0.0	0.0	0.0
165°	0.0	0.0	0.0	0.0	0.0	0.0	0.0	0.0	0.0	0.0	0.0
167.5°	0.0	0.0	0.0	0.0	0.0	0.0	0.0	0.0	0.0	0.0	0.0
170°	0.0	0.0	0.0	0.0	0.0	0.0	0.0	0.0	0.0	0.0	0.0
172.5°	0.0	0.0	0.0	0.0	0.0	0.0	0.0	0.0	0.0	0.0	0.0
175°	0.0	0.0	0.0	0.0	0.0	0.0	0.0	0.0	0.0	0.0	0.0
177.5°	0.0	0.0	0.0	0.0	0.0	0.0	0.0	0.0	0.0	0.0	0.0
180°	0.0	0.0	0.0	0.0	0.0	0.0	0.0	0.0	0.0	0.0	0.0





REPORT NUMBER: P227443

CATALOG NUMBER: ISW-AF-600-LED-E1-RW-7050

**CANDELA DISTRIBUTION (continued):**

	52.5°	55°	57.5°	60°	62.5°	65°	67.5°	70°	72.5°	75°	77.5°
0°	463.8	463.8	463.8	463.8	463.8	463.8	463.8	463.8	463.8	463.8	463.8
2.5°	462.6	464.4	462.0	464.4	460.2	463.8	460.8	464.4	461.4	464.4	460.8
5°	465.6	470.3	465.0	471.5	463.8	471.5	465.0	472.1	466.2	472.1	465.6
7.5°	470.3	478.6	471.5	479.8	470.3	481.0	472.1	482.2	473.3	482.8	472.7
10°	476.3	487.0	477.5	488.1	476.9	489.3	478.0	491.1	479.2	492.3	479.8
12.5°	481.6	495.3	484.6	498.8	486.4	501.2	488.1	504.8	490.5	507.7	491.7
15°	491.7	509.5	495.9	513.1	498.8	516.1	501.8	520.8	504.8	524.4	507.7
17.5°	504.8	524.4	510.1	527.3	511.9	530.9	515.5	534.5	518.4	538.6	520.2
20°	522.6	542.2	527.3	544.0	529.1	546.3	530.9	548.1	534.5	551.7	535.6
22.5°	542.8	561.2	545.2	561.8	545.2	561.2	546.3	561.8	548.1	564.2	549.9
25°	567.1	584.3	568.3	582.6	565.9	580.2	565.9	580.2	567.7	581.4	570.7
27.5°	601.0	614.0	597.4	609.9	592.1	604.5	589.7	602.2	590.3	602.2	591.5
30°	639.0	650.9	631.9	641.9	622.3	631.9	615.8	626.5	614.0	625.3	617.0
32.5°	680.5	690.0	671.0	679.4	659.2	667.5	650.3	657.4	646.7	653.8	648.5
35°	726.9	736.4	716.8	724.5	704.3	711.4	694.2	697.8	687.1	691.8	687.1
37.5°	782.1	790.4	767.8	775.0	753.0	761.9	741.1	744.7	731.6	734.6	725.1
40°	841.5	850.4	823.7	830.8	803.5	813.6	790.4	792.8	775.0	777.9	763.1
42.5°	905.6	913.9	880.7	886.6	854.5	865.2	837.9	842.7	821.3	824.3	805.3
45°	976.3	981.0	944.2	948.4	909.8	920.5	886.0	894.9	869.4	875.3	853.4
47.5°	1042.2	1051.7	1011.3	1014.9	973.3	979.8	940.1	951.9	924.6	933.5	906.8
50°	1117.6	1124.7	1086.1	1086.7	1046.4	1048.7	1004.2	1016.1	986.4	995.9	967.4
52.5°	1194.8	1199.6	1158.0	1162.2	1122.4	1126.5	1082.0	1086.7	1052.3	1060.6	1032.7
55°	1269.6	1270.8	1236.4	1235.2	1197.8	1205.5	1156.2	1166.9	1125.9	1134.8	1103.4
57.5°	1344.5	1348.6	1316.6	1317.7	1280.3	1285.7	1241.1	1248.9	1210.3	1220.9	1181.8
60°	1423.4	1436.5	1405.0	1409.2	1373.6	1384.3	1330.2	1340.3	1298.1	1315.4	1273.2
62.5°	1473.9	1522.6	1516.7	1523.2	1489.4	1494.7	1438.9	1454.9	1404.4	1416.9	1373.6
65°	1377.7	1497.1	1557.7	1624.2	1625.9	1643.2	1589.1	1595.1	1544.6	1541.6	1490.6
67.5°	1123.0	1270.2	1372.4	1509.0	1604.6	1696.6	1729.9	1738.2	1710.9	1681.8	1624.2
70°	677.6	838.5	988.8	1149.7	1300.5	1466.2	1606.9	1704.3	1789.3	1785.1	1793.4
72.5°	267.8	401.4	501.8	652.6	802.3	985.8	1141.4	1278.5	1424.6	1514.3	1630.7
75°	105.7	139.6	163.3	247.6	318.9	455.5	592.7	666.9	781.5	859.9	940.7
77.5°	76.0	83.1	84.3	98.0	103.3	143.1	167.5	193.0	217.3	232.8	229.8
80°	58.8	63.5	63.5	69.5	68.9	76.6	74.8	82.0	81.4	87.3	83.1
82.5°	43.9	46.9	46.9	51.7	51.7	56.4	55.2	60.0	58.2	62.4	58.2
85°	28.5	31.5	31.5	33.8	32.7	37.4	36.8	40.4	38.6	40.4	37.4
87.5°	16.0	17.8	18.4	20.2	18.4	22.0	21.4	23.2	21.4	23.2	22.0
90°	2.4	3.6	2.4	3.6	1.8	5.3	3.0	5.9	1.8	7.1	3.0
92.5°	0.0	0.0	0.0	0.0	0.0	0.0	0.0	0.0	0.0	0.0	0.0
95°	0.0	0.0	0.0	0.0	0.0	0.0	0.0	0.0	0.0	0.0	0.0
97.5°	0.0	0.0	0.0	0.0	0.0	0.0	0.0	0.0	0.0	0.0	0.0
100°	0.0	0.0	0.0	0.0	0.0	0.0	0.0	0.0	0.0	0.0	0.0
102.5°	0.0	0.0	0.0	0.0	0.0	0.0	0.0	0.0	0.0	0.0	0.0
105°	0.0	0.0	0.0	0.0	0.0	0.0	0.0	0.0	0.0	0.0	0.0
107.5°	0.0	0.0	0.0	0.0	0.0	0.0	0.0	0.0	0.0	0.0	0.0
110°	0.0	0.0	0.0	0.0	0.0	0.0	0.0	0.0	0.0	0.0	0.0



REPORT NUMBER: P227443

CATALOG NUMBER: ISW-AF-600-LED-E1-RW-7050

**CANDELA DISTRIBUTION (continued):**

	52.5°	55°	57.5°	60°	62.5°	65°	67.5°	70°	72.5°	75°	77.5°
112.5°	0.0	0.0	0.0	0.0	0.0	0.0	0.0	0.0	0.0	0.0	0.0
115°	0.0	0.0	0.0	0.0	0.0	0.0	0.0	0.0	0.0	0.0	0.0
117.5°	0.0	0.0	0.0	0.0	0.0	0.0	0.0	0.0	0.0	0.0	0.0
120°	0.0	0.0	0.0	0.0	0.0	0.0	0.0	0.0	0.0	0.0	0.0
122.5°	0.0	0.0	0.0	0.0	0.0	0.0	0.0	0.0	0.0	0.0	0.0
125°	0.0	0.0	0.0	0.0	0.0	0.0	0.0	0.0	0.0	0.0	0.0
127.5°	0.0	0.0	0.0	0.0	0.0	0.0	0.0	0.0	0.0	0.0	0.0
130°	0.0	0.0	0.0	0.0	0.0	0.0	0.0	0.0	0.0	0.0	0.0
132.5°	0.0	0.0	0.0	0.0	0.0	0.0	0.0	0.0	0.0	0.0	0.0
135°	0.0	0.0	0.0	0.0	0.0	0.0	0.0	0.0	0.0	0.0	0.0
137.5°	0.0	0.0	0.0	0.0	0.0	0.0	0.0	0.0	0.0	0.0	0.0
140°	0.0	0.0	0.0	0.0	0.0	0.0	0.0	0.0	0.0	0.0	0.0
142.5°	0.0	0.0	0.0	0.0	0.0	0.0	0.0	0.0	0.0	0.0	0.0
145°	0.0	0.0	0.0	0.0	0.0	0.0	0.0	0.0	0.0	0.0	0.0
147.5°	0.0	0.0	0.0	0.0	0.0	0.0	0.0	0.0	0.0	0.0	0.0
150°	0.0	0.0	0.0	0.0	0.0	0.0	0.0	0.0	0.0	0.0	0.0
152.5°	0.0	0.0	0.0	0.0	0.0	0.0	0.0	0.0	0.0	0.0	0.0
155°	0.0	0.0	0.0	0.0	0.0	0.0	0.0	0.0	0.0	0.0	0.0
157.5°	0.0	0.0	0.0	0.0	0.0	0.0	0.0	0.0	0.0	0.0	0.0
160°	0.0	0.0	0.0	0.0	0.0	0.0	0.0	0.0	0.0	0.0	0.0
162.5°	0.0	0.0	0.0	0.0	0.0	0.0	0.0	0.0	0.0	0.0	0.0
165°	0.0	0.0	0.0	0.0	0.0	0.0	0.0	0.0	0.0	0.0	0.0
167.5°	0.0	0.0	0.0	0.0	0.0	0.0	0.0	0.0	0.0	0.0	0.0
170°	0.0	0.0	0.0	0.0	0.0	0.0	0.0	0.0	0.0	0.0	0.0
172.5°	0.0	0.0	0.0	0.0	0.0	0.0	0.0	0.0	0.0	0.0	0.0
175°	0.0	0.0	0.0	0.0	0.0	0.0	0.0	0.0	0.0	0.0	0.0
177.5°	0.0	0.0	0.0	0.0	0.0	0.0	0.0	0.0	0.0	0.0	0.0
180°	0.0	0.0	0.0	0.0	0.0	0.0	0.0	0.0	0.0	0.0	0.0



REPORT NUMBER: P227443

CATALOG NUMBER: ISW-AF-600-LED-E1-RW-7050

**CANDELA DISTRIBUTION (continued):**

	80°	82.5°	85°	87.5°	90°
0°	463.8	463.8	463.8	463.8	463.8
2.5°	463.8	462.6	465.0	461.4	464.4
5°	472.1	466.8	473.3	466.8	472.7
7.5°	483.4	474.5	484.0	474.5	484.0
10°	494.1	479.2	494.7	480.4	495.3
12.5°	510.1	492.3	512.5	492.9	512.5
15°	527.9	507.7	530.3	508.3	531.5
17.5°	542.2	522.6	544.6	522.6	545.2
20°	554.1	538.6	557.0	538.6	558.8
22.5°	567.7	556.4	571.3	556.4	574.8
25°	585.5	577.8	589.7	579.0	592.1
27.5°	606.3	601.0	610.5	602.8	612.8
30°	630.7	628.9	633.6	630.1	636.0
32.5°	658.0	662.1	662.1	662.1	664.5
35°	697.8	701.3	701.3	702.5	703.1
37.5°	735.8	741.7	741.1	742.9	742.9
40°	775.6	783.3	783.3	783.3	784.5
42.5°	819.5	827.8	829.0	825.4	827.8
45°	868.8	871.8	874.7	873.0	877.1
47.5°	921.6	924.6	927.0	924.6	931.1
50°	984.0	983.4	989.9	983.4	992.9
52.5°	1049.3	1054.7	1058.8	1052.3	1058.8
55°	1123.0	1121.2	1134.8	1125.9	1134.8
57.5°	1203.7	1203.7	1217.4	1209.1	1219.2
60°	1299.3	1291.6	1310.6	1297.0	1310.6
62.5°	1396.1	1382.5	1403.9	1392.0	1409.8
65°	1507.8	1488.2	1508.4	1492.9	1509.0
67.5°	1620.6	1598.0	1604.6	1596.9	1605.8
70°	1765.5	1762.5	1754.8	1777.4	1757.8
72.5°	1612.3	1646.7	1618.8	1672.9	1636.0
75°	990.5	1054.1	1089.1	1144.3	1135.4
77.5°	234.6	208.4	229.8	206.1	232.2
80°	86.7	79.0	82.5	71.9	80.2
82.5°	59.4	51.7	49.9	39.8	42.8
85°	38.0	30.9	28.5	23.8	26.1
87.5°	22.6	17.2	16.0	13.7	14.3
90°	6.5	2.4	4.8	1.2	4.2
92.5°	0.0	0.0	0.0	0.0	0.0
95°	0.0	0.0	0.0	0.0	0.0
97.5°	0.0	0.0	0.0	0.0	0.0
100°	0.0	0.0	0.0	0.0	0.0
102.5°	0.0	0.0	0.0	0.0	0.0
105°	0.0	0.0	0.0	0.0	0.0
107.5°	0.0	0.0	0.0	0.0	0.0
110°	0.0	0.0	0.0	0.0	0.0



REPORT NUMBER: P227443

CATALOG NUMBER: ISW-AF-600-LED-E1-RW-7050

**CANDELA DISTRIBUTION (continued):**

	80°	82.5°	85°	87.5°	90°
112.5°	0.0	0.0	0.0	0.0	0.0
115°	0.0	0.0	0.0	0.0	0.0
117.5°	0.0	0.0	0.0	0.0	0.0
120°	0.0	0.0	0.0	0.0	0.0
122.5°	0.0	0.0	0.0	0.0	0.0
125°	0.0	0.0	0.0	0.0	0.0
127.5°	0.0	0.0	0.0	0.0	0.0
130°	0.0	0.0	0.0	0.0	0.0
132.5°	0.0	0.0	0.0	0.0	0.0
135°	0.0	0.0	0.0	0.0	0.0
137.5°	0.0	0.0	0.0	0.0	0.0
140°	0.0	0.0	0.0	0.0	0.0
142.5°	0.0	0.0	0.0	0.0	0.0
145°	0.0	0.0	0.0	0.0	0.0
147.5°	0.0	0.0	0.0	0.0	0.0
150°	0.0	0.0	0.0	0.0	0.0
152.5°	0.0	0.0	0.0	0.0	0.0
155°	0.0	0.0	0.0	0.0	0.0
157.5°	0.0	0.0	0.0	0.0	0.0
160°	0.0	0.0	0.0	0.0	0.0
162.5°	0.0	0.0	0.0	0.0	0.0
165°	0.0	0.0	0.0	0.0	0.0
167.5°	0.0	0.0	0.0	0.0	0.0
170°	0.0	0.0	0.0	0.0	0.0
172.5°	0.0	0.0	0.0	0.0	0.0
175°	0.0	0.0	0.0	0.0	0.0
177.5°	0.0	0.0	0.0	0.0	0.0
180°	0.0	0.0	0.0	0.0	0.0

(END OF REPORT)